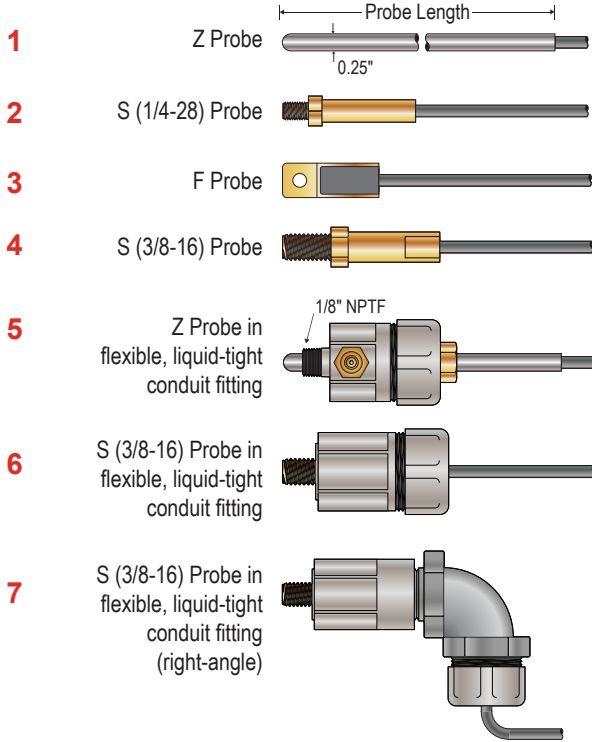



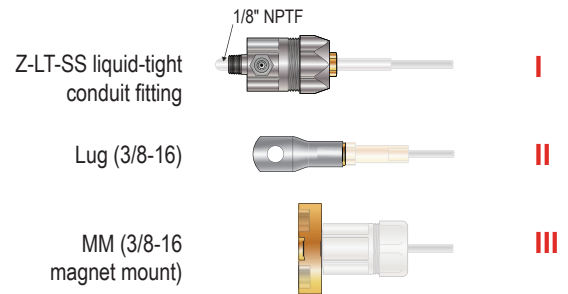
Probe, Fitting



Interface / Signal



Accessories



Model	Probe, Fitting	Interface / Signal	Measurement Range	HazLoc Protection & Approvals (NRTL)	Compatible Accessories
TT420Z	1	A	-40→120°C (-40→248°F)	I.S. Class I and II (UL)	I
TT420S (1/4-28)	2	A	-40→120°C (-40→248°F)	I.S. Class I and II (UL)	
TT420F	3	A	-40→120°C (-40→248°F)	I.S. Class I and II (UL)	
TT420S (3/8-16)	4	A	-40→120°C (-40→248°F)		II, III
TT420Z-WT (wide temperature)	1	A	-50→150°C (-58→302°F)		I
TT420Z-LT (1/2 in, c, d)	5	A	-40→120°C (-40→248°F)	DI Class II (FM)	
TT420S-LT (1/2 in, c, straight)	6	A	-40→120°C (-40→248°F)	DI Class II (FM)	II, III, Rub Block / Door
TT420S-LT (1/2 in, c, right-angle)	7	A	-40→120°C (-40→248°F)	DI Class II (FM)	II, III, Rub Block / Door
RTDZ (c, d)	1	B	-50→200°C (-58→392°F)	I.S. Class I and II (*)	I
RTDS (c)	4	B	-50→200°C (-58→392°F)	I.S. Class I and II (*)	II, III
RTDZ-LT (1/2 in, c, d)	5	B	-50→150°C (-58→302°F)	I.S. Class I and II (*)	
RTDS-LT (1/2 in, c, straight)	6	B	-50→150°C (-58→302°F)	I.S. Class I and II (*)	II, III, Rub Block / Door
RTDS-LT (1/2 in, c, right-angle)	7	B	-50→150°C (-58→302°F)	I.S. Class I and II (*)	II, III, Rub Block / Door

* I.S. simple apparatus (NRTL approval not required)

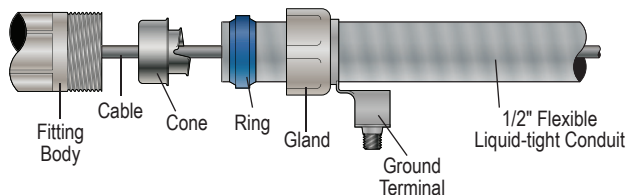
c is cable length (ft), d is Z probe length (in)

Z probes (1, 5) are stainless steel; S probes (2, 4, 6, 7), F probe (3) and MM (3/8-16) magnet mount (III) are brass

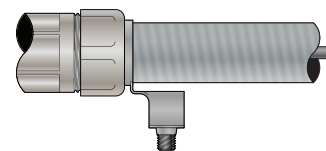
Flexible, liquid-tight conduit fittings (5, 6, 7) are nickel plated steel, Z-LT-SS liquid-tight conduit fitting (I) is stainless steel

Flexible, liquid-tight conduit fittings (5, 6, 7, I) include all hardware for fastening 1/2" flexible, liquid-tight conduit:

5, 6,
7, I



Disassembled



Assembled

Please refer to individual product data sheets and operation manuals for more information.