

## Key Features

- Displays rate from 0-9,999 or time-in-process
- Field programmable, panel-mount meter
- Easy-to-read, high efficiency LED display
- Optional explosion proof enclosure
- Optional NEMA 4X or NEMA 12 enclosure kit
- 90-265 VAC (50-60 Hz) and 10-30 VDC power options




## Description

The AP1000 Digital Tachometer combines accuracy and reliability in a rugged, compact housing. The AP1000 is completely field programmable, and offers simple set up and calibration for use in a wide variety of monitoring and process control applications.

## Principle of Operation

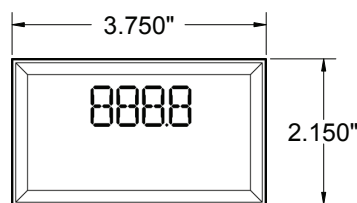
A standard system includes the AP1000 tachometer, a shaft-end mounted pulser disc or split collar pulser wrap, and a Hall Effect Sensor. The pulser generates an alternating magnetic field that is picked up by the large gap, non-contact sensor, which transmits this signal as a digital pulse to the AP1000 via a 3-conductor shielded cable. The AP1000 translates this signal into Hertz or other desired programmable user units such as RPM, FPM, GPM, or TIP (Time-in-Process) and displays them on the front panel LEDs.



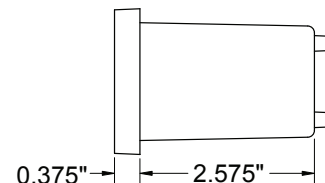
Standard System with: AP1000,  
906 Speed Sensor, 255 Pulser Disc

## Dimensions

Front View



Side View



## Options: Protective Enclosures



NEMA 4X Model

### Enclosure Kits - NEMA

NEMA 4X - Model 725-003700

- 10x8x6, Fiber Glass
- Swing Out Door and Window

NEMA 12 - Model 725-000004

- 8x6x6, Steel

### Explosion Proof

- Model 305-001600

### UL Listings:

- Class I, Div I, Class B, C, D
- Class II, Div I, Class E, F, G
- Class III, Div I, Type 4



## Specifications

Product	
Input Power Voltage Optional Voltages	90-265 VAC (50-60 Hz) 10-30 VDC
Input Signal Type	NPN open collector, PNP, magnetic pickup, logic level
Pull-up	3.3K Ohms
Frequency Range	0.01 Hz – 9,999 Hz
Sensor Supply	10 VDC at 50 mA max
Display Type	0.3" height segmented LED

Resolution	4 Digits
Accuracy	±1 Digit
Physical/Environmental Enclosure	Noryl 255
Tachometer Operating Temperature	0° C to +70° C*
Storage Temperature	-65° C to +70° C
Tachometer Mounting	Panel mount

\* Contact Electro-Sensors for higher temperature ranges  
Specifications subject to change without notice.

## Ordering

Model	Part Number
AP1000, 90-265 VAC	800-082005
AP1000, 10-30 VDC	800-082006
AP1000, 12 VDC High Intensity Display	800-082004

Enclosure Options	Part Number
Explosion Proof Enclosure	305-001600
NEMA 4X Enclosure Kit	725-003700
NEMA 12 Enclosure Kit	725-000004

## AP1000 Standard System

- Speed Sensor
- Shaft Speed Pulse Generator

These are the most popular system components.  
Many other options are available.

System Options	Part Number
906 Hall Effect Speed Sensor	775-000500
907 XP Hall Effect Speed Sensor (Explosion Proof)	775-000600
Standard 255 Nylon Pulser Disc, 4" Diameter, 16 Magnets	700-000200
Split Collar Pulser Wrap (PVC, Aluminum, Stainless Steel)	Custom (See Website)

## Customization

If one of our standard products does not meet  
your specifications, please call one of our  
applications specialists. Many of our products  
can be customized to fit specific needs.

## Additional Information

See the AP1000 Installation and Operating  
Manual for complete details, specifications,  
and programming instructions.